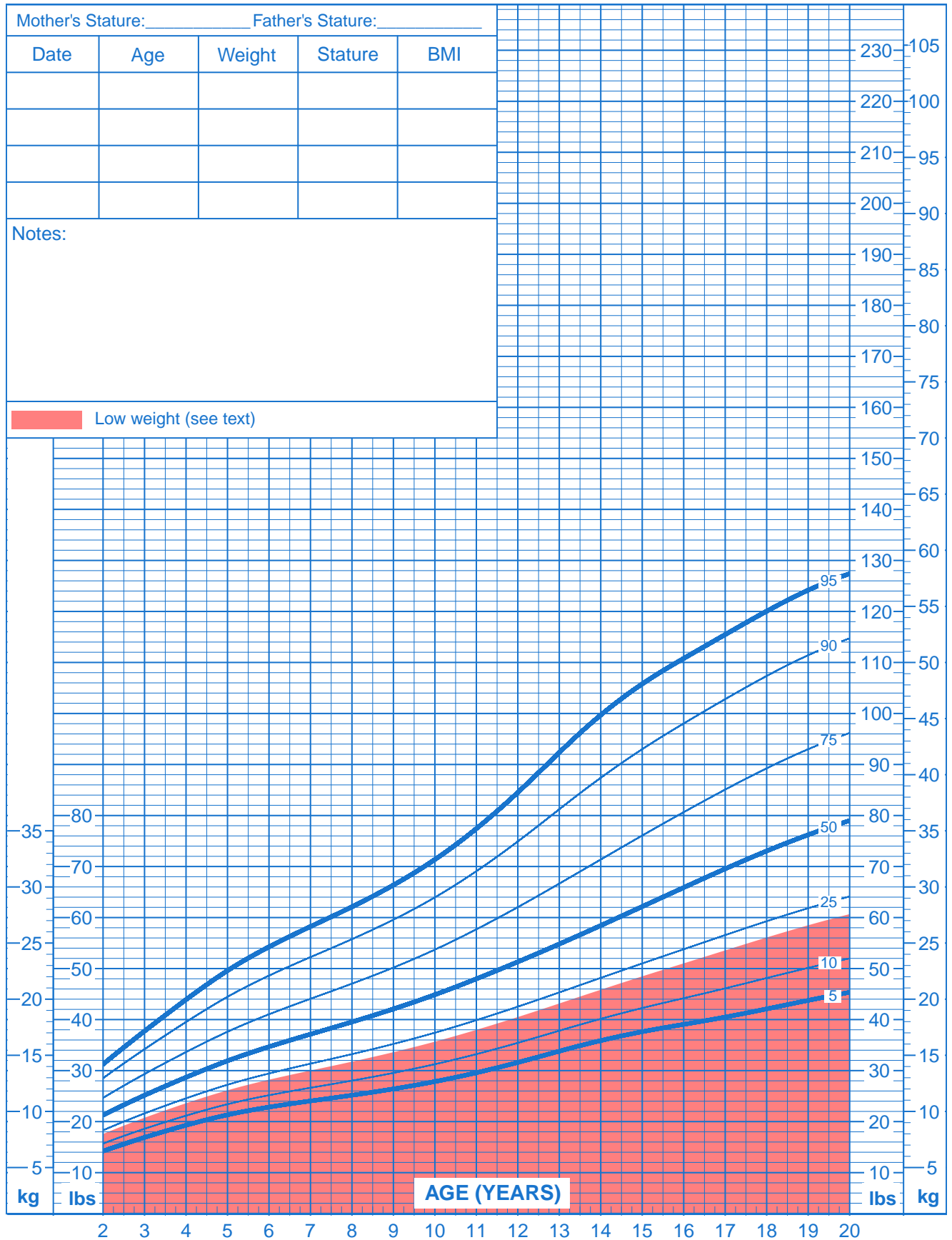


**2 to 20 years: Boys**  
**Cerebral palsy**  
**GMFCS V, feeds orally**  
**Weight-for-age percentiles**

NAME \_\_\_\_\_

RECORD # \_\_\_\_\_

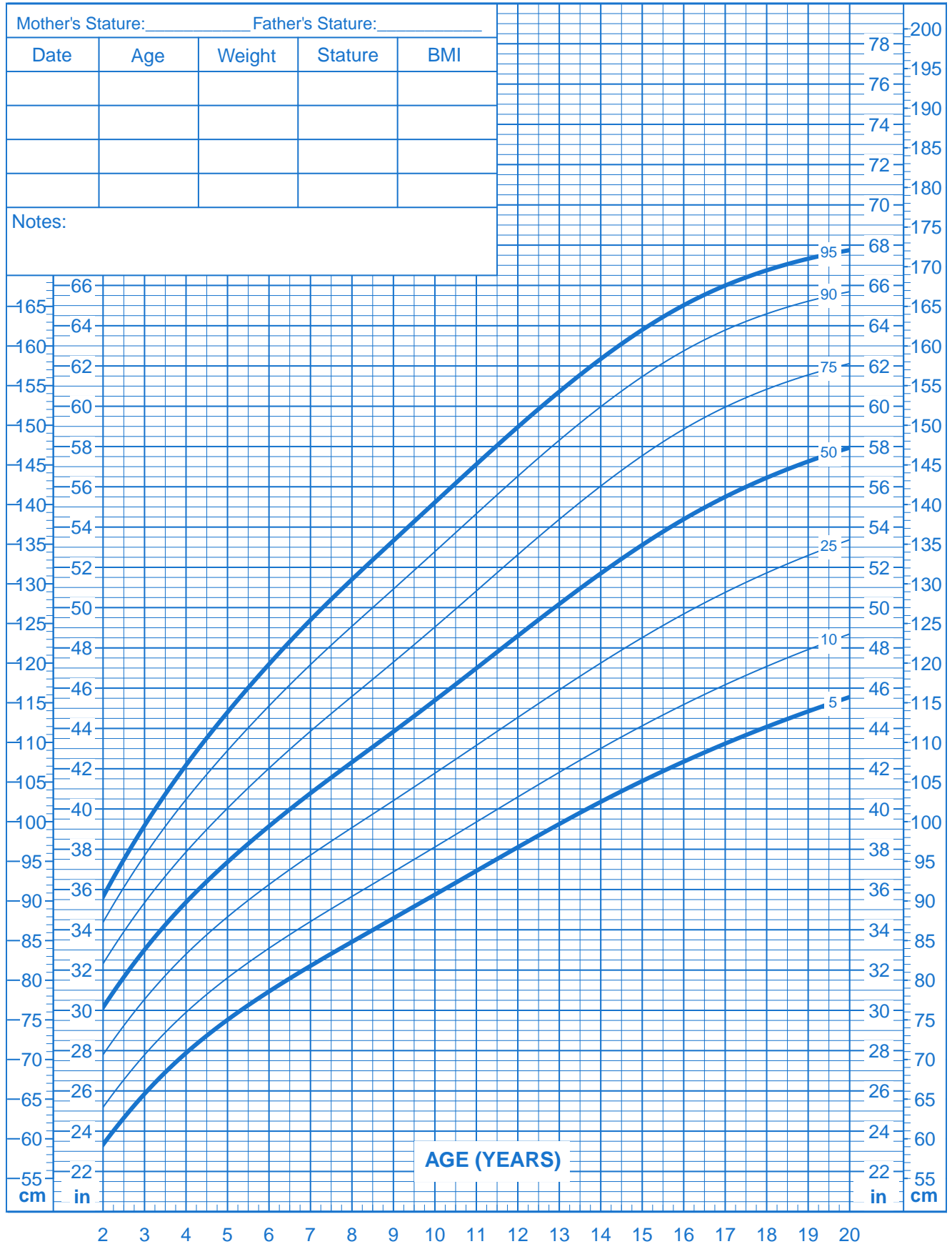


SOURCE: Life Expectancy Project (2011)  
 Based on data from the California Department of Developmental Services and California Bureau of Vital Statistics  
<http://www.LifeExpectancy.org/Articles/NewGrowthCharts.shtml>

**2 to 20 years: Boys**  
**Cerebral palsy**  
**GMFCS V, feeds orally**  
**Stature-for-age percentiles**

NAME \_\_\_\_\_

RECORD # \_\_\_\_\_



SOURCE: Life Expectancy Project (2011)  
 Based on data from the California Department of Developmental Services  
<http://www.LifeExpectancy.org/Articles/NewGrowthCharts.shtml>

**2 to 20 years: Boys**  
**Cerebral palsy**  
**GMFCS V, feeds orally**  
**BMI-for-age percentiles**

NAME \_\_\_\_\_

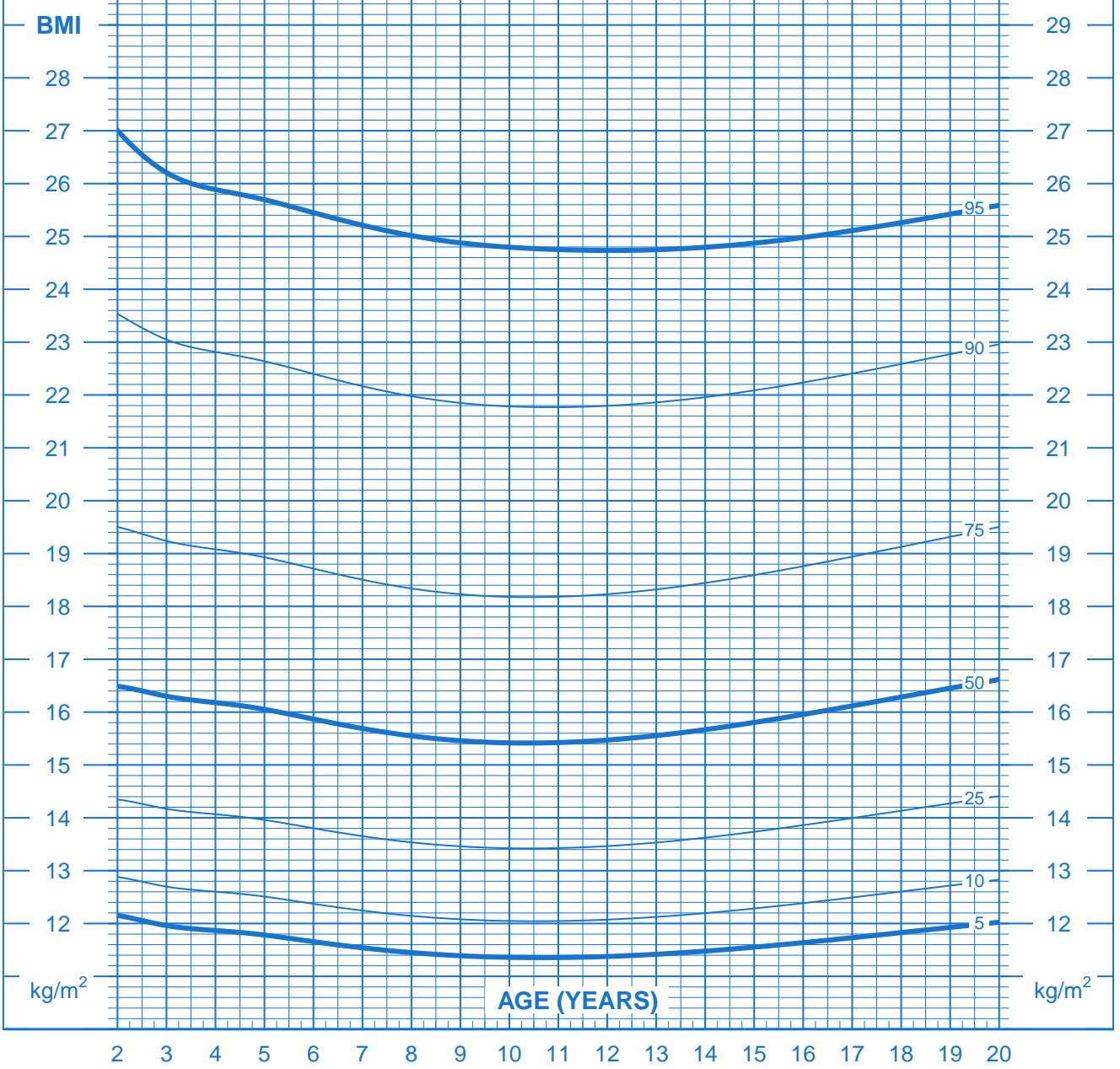
RECORD # \_\_\_\_\_

Mother's Stature: \_\_\_\_\_ Father's Stature: \_\_\_\_\_

Date	Age	Weight	Stature	BMI*

Notes:

\*To Calculate BMI:  $\text{Weight (kg)} \div \text{Stature (cm)} \div \text{Stature (cm)} \times 10,000$   
 or  $\text{Weight (lb)} \div \text{Stature (in)} \div \text{Stature (in)} \times 703$



SOURCE: Life Expectancy Project (2011)  
 Based on data from the California Department of Developmental Services  
<http://www.LifeExpectancy.org/Articles/NewGrowthCharts.shtml>